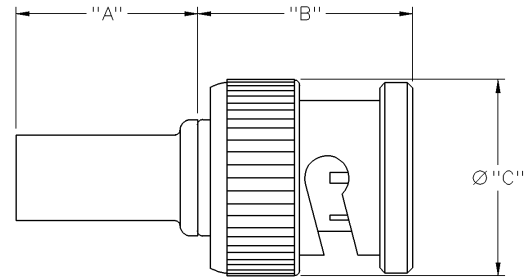
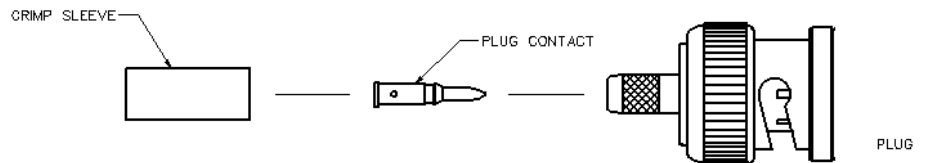


# BNC 75 Ohm

## Straight Crimp Type Plug - Solder or Crimp Contact - 3 Piece

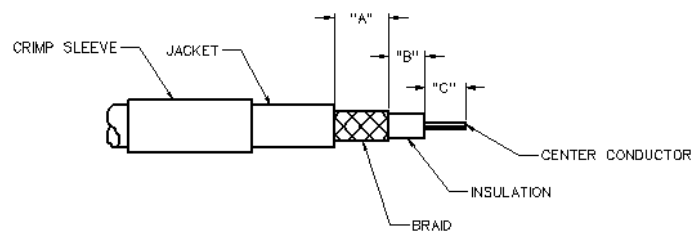


PART NUMBER	CABLE TYPE	"A"	"B"	"C"	CONTACT I.D.	BODY I.D.	FERRULE I.D.
CPMC-78-2	RG-59, 62	.520 (13.20)	.595 (15.11)	.563 (14.30)	.037 (0.94)	.1725 (4.38)	.261 (6.63)



1. Identify connector parts. (3 piece parts)

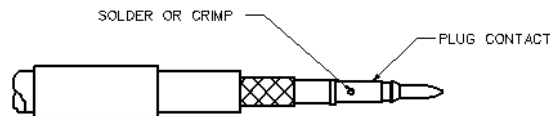
2. Strip cable to dimensions shown. Do not nick braid or center conductor. Tin center conductor if contact will be solder attached. Do not tin center conductor if contact is to be crimp attached. A wire stripper of correct size is recommended for this step. Slide heat shrink (as applicable) and crimp sleeve onto jacket of cable.



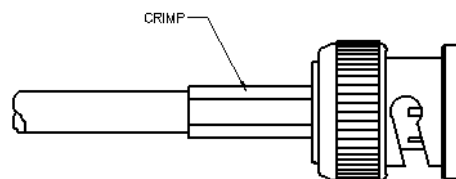
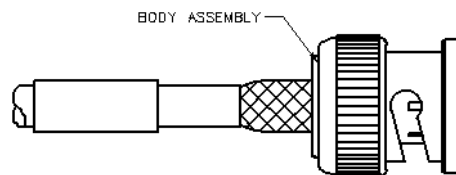
3. Assemble contact onto cable as shown.

**Solder Attachment:** Solder contact to center conductor through hole using a minimum amount of solder for a good joint.

**Crimp Attachment (where applicable):** Crimp contact to center conductor using recommended crimp hex.



4. Flare braid and slide body assembly over contact and under braid. Then seat body assembly firmly onto contact. The cable may have to be held in a clamping fixture. Arrange braid uniformly around crimp stem. Slide crimp sleeve forward and crimp using recommended crimp hex. Slide heat shrink forward and shrink (as applicable).



Part Number	Cable	Strip Dimensions			Crimp Sleeve Hex	Contact Crimp Hex	Recommended Crimp Hex
		"A"	"B"	"C"			
CPMC-78-2	RG-59	.315 (8.00)	.248 (6.30)	.157 (4.00)	.255 (6.48)	.060 (1.52)	24-305P

# 75 Ohm Commercial BNC Connectors



INCHES (MILLIMETERS)  
CUSTOMER DRAWINGS AVAILABLE UPON REQUEST

The BNC series connector is a commercial quality product that intermates with all standard double bayonet stud BNC designs. All contacts are captivated for ruggedness. The 50 ohm and 75 ohm interfaces are intermateable and provide quick, reliable connections for instrumentation, medical and LAN applications.

## Specifications\*

### 75 Ohm BNC

#### Electrical Characteristics

Impedance: 75 Ohm nominal  
Frequency range: 0-2 GHz  
Working voltage: 500 volts RMS at sea level  
Dielectric withstanding voltage: 1500 volts RMS at sea level  
Corona level: 375 volts minimum at 70,000 feet  
Contact resistance: Outer - 0.2 milliohms maximum  
Center - 2.1 milliohms maximum  
Insulation resistance: 5000 megohms minimum

#### Environmental Characteristics

Recommended temperature range: -55°C to +85°C  
Moisture resistance: MIL-STD-202

#### Mechanical Characteristics

Durability: 500 cycles  
Force to engage/disengage: 3 lbs. maximum  
Cable retention: 20 lbs., RG-59 C/U cable

#### Materials

Body: Zinc or brass  
Contact: Brass or beryllium copper  
Spring Washer: Beryllium copper  
Crimp sleeve: Brass  
Insulator: TPX  
Plating: Body - Nickel (except where noted)  
Crimp sleeve - Nickel  
Contact - Nickel/Gold